

	Ref: EP-SL-002	ID: 0840
	V20-Replacement of M4 screws	Revision: 2.00
		Date: 27-Mar-2023
Page 1 of 1	SERVICE LETTER	Visa: SD

Important Information


Affected Propellers: "Durandal V20" series produced before 2022.

Reason: Corrosion on M4 screws for the fixation of the spinner back plate on the spacer.

Action: Replace the M4 screws by M5 screws without washers.


- Check the alignment of the back plate on the spacer.
- Tighten the M4 screws
- Remove one M4 screw, drill the hole to 5.00 mm, tighten the M5 screw to 5 N.m
- Repeat this operation for the other holes, in "star" order,

for example on a 3 blades Durandal :





M4 screw

M5 screw



Material:

- M5x12 CHC bolt, quantity according to the number of blades
- Nylstop M5 nut, quantity according to the number of blades
- 5.00 mm drill bit and drill
- 7 and 8 mm socket or wrench
- 2.5 and 4 mm hexagonal key
- Torque wrench with 5 N.m capacity and 4 mm hexagonal bit

<u>Prepared:</u>  Samuel Dupland	<u>Approved:</u>  Jeremie Buiatti
---------------------------------------------------------------------------------------------------------------------------	------------------------------------------------------------------------------------------------------------------------------